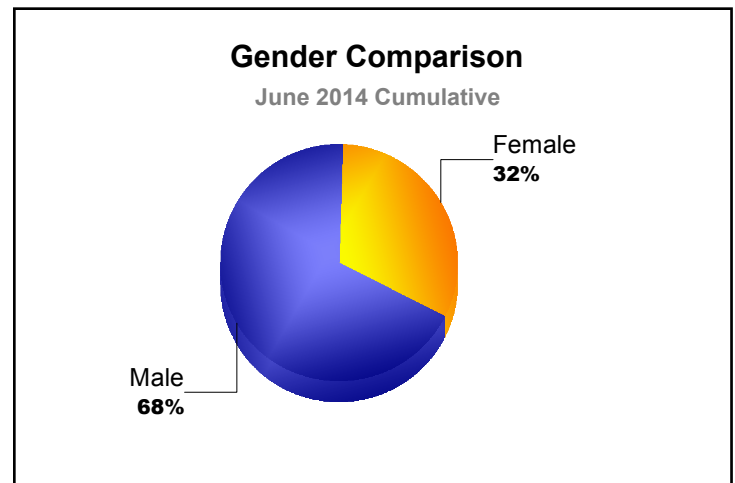
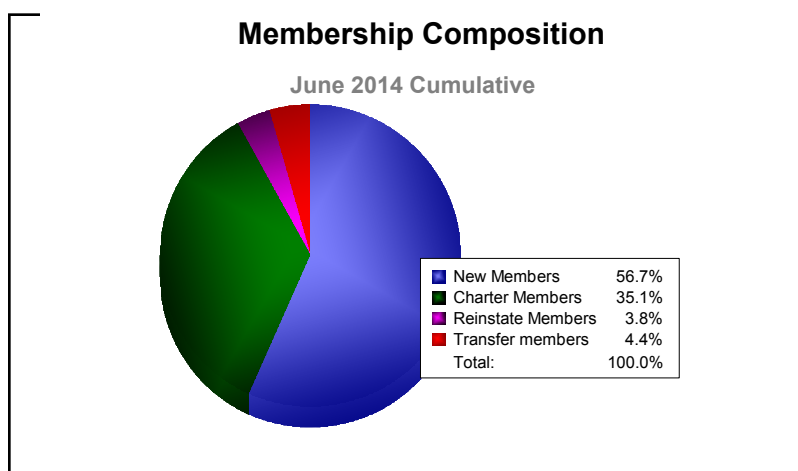
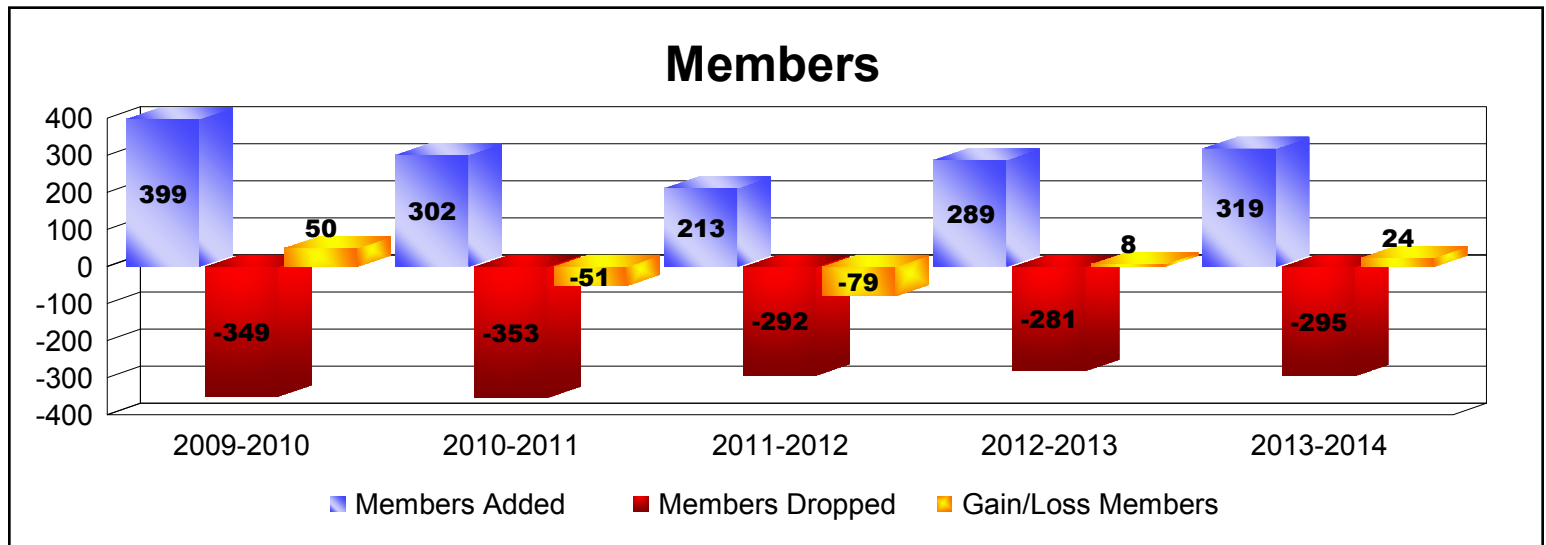
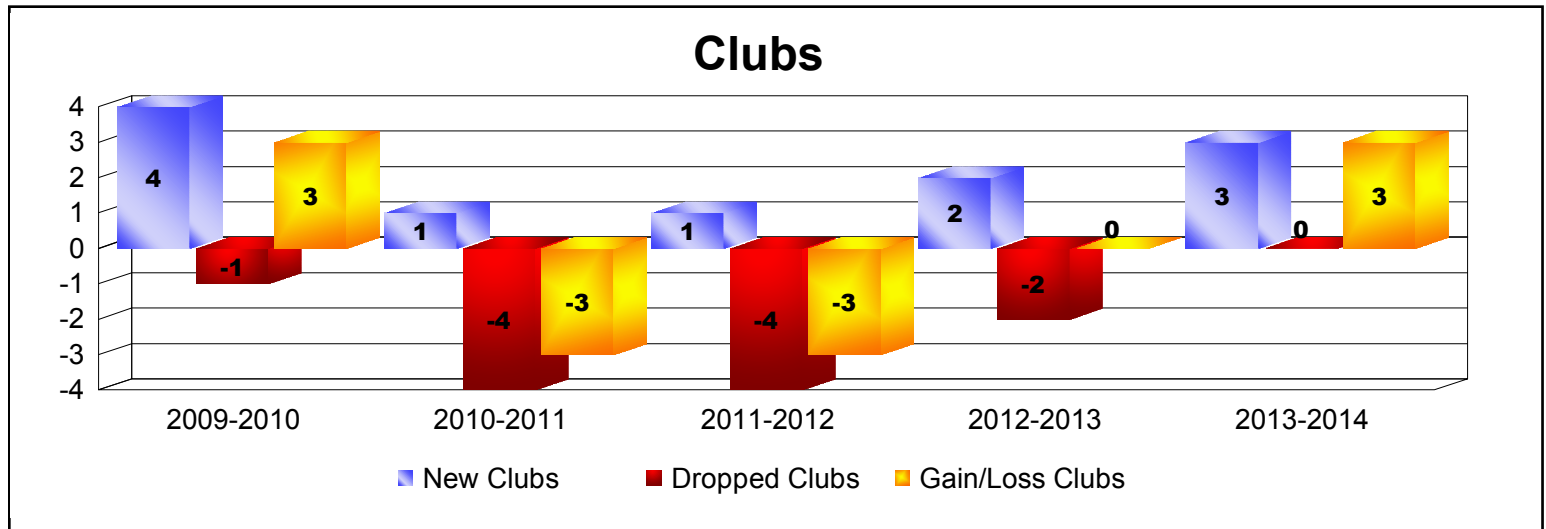


Year	New Clubs	Dropped Clubs	Gain/ Loss Clubs	New Members	Charter Members	Reinstate Members	Transfer Members	Total Member Added	Total Members Dropped	Gain/ Loss Members
2009-2010	4	-1	3	221	102	49	27	399	-349	50
2010-2011	1	-4	-3	219	21	40	22	302	-353	-51
2011-2012	1	-4	-3	151	26	13	23	213	-292	-79
2012-2013	2	-2	0	199	64	2	24	289	-281	8
2013-2014	3	0	3	181	112	12	14	319	-295	24
Average	2	-2	0	194	65	23	22	304	-314	-10



Year	New Clubs	Dropped Clubs	Gain/ Loss Clubs	New Members	Charter Members	Reinstate Members	Transfer Members	Total Member Added	Total Members Dropped	Gain/ Loss Members
2009-2010	0	0	0	3	0	0	0	3	-10	-7
2010-2011	0	0	0	4	0	0	0	4	-1	3
2011-2012	0	0	0	6	0	0	0	6	-2	4
2012-2013	0	0	0	2	0	0	1	3	-3	0
2013-2014	0	0	0	4	0	0	0	4	-7	-3
Average	0	0	0	4	0	0	0	4	-5	-1

